



MDR-602-700-4-T7



Note –

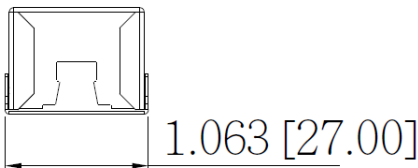
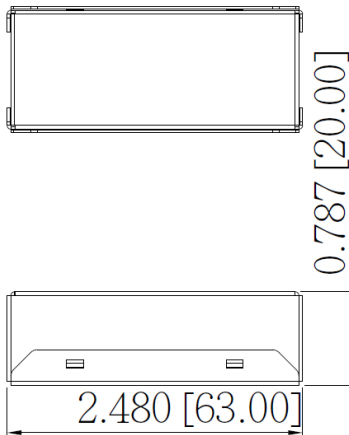
UL file No: E340871

Mechanical and Thermal

Dimension L 2.48" x W 1.063" x H 0.787"

Lead Wire Length 6" Standard

Max. Case Operation Temp. 80°C



* Dimension in Inch / Metric

Features

- ✓ Ultra compact dimension
- ✓ Constant Current Output
- ✓ Dual ELV/TRIAC Dimmable
- ✓ Active Power Factor
- ✓ Class 2 Compliance
- ✓ 5 Year Warranty
- ✓ Restart at Lowest Dimming Level

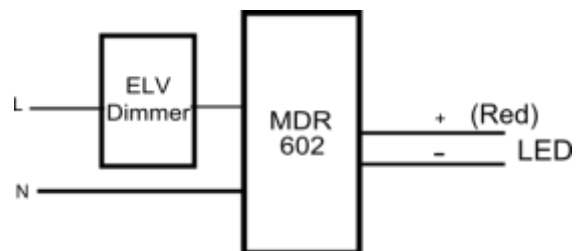
Protection

- Overload protection
- Thermal protection
- Class 2

Environmental Specifications

- MTBF >100,000 hrs
- RoHS Compliant
- Lead Free SMT process
- Power Factor Correction / Low Load

Wiring Diagram



1. Input – specification

	Units	Minimum	Typical	Maximum	Notes
Input Voltage Range(Vin)	Vac	108	120	132	
Input Frequency Range	Hz	50	60	63	
Input Power	W		8		
Power Factor(PF)		0.8	0.9		Nominal LED voltage, >80% LOAD
Input Current	A	-	-	0.05A@120VAC	
Inrush Current	A			4 A peak	According to IEC 60555
Total Harmonics Distortion (THD)				< 20%	At nominal input voltage and nominal LED voltage, full load.
Efficiency		-	> 70%	-	Efficiency is measured after driver has thermally stabilized + full load
Isolation	Meet UL1310/UL8750 for class 2 isolation power supply				

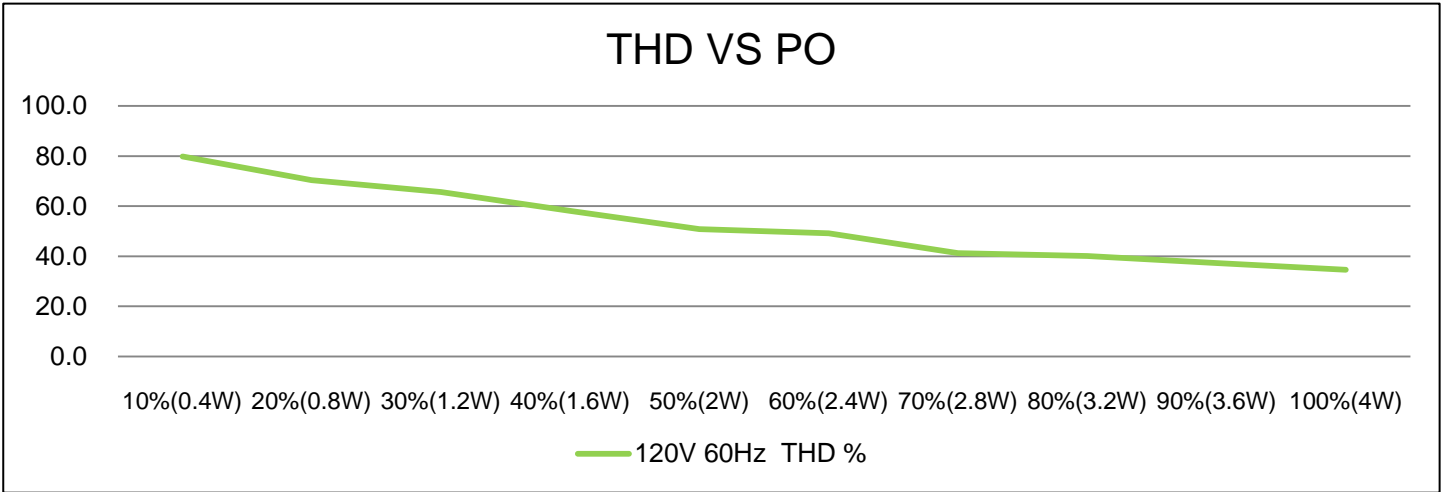
2. Output - specification

	Units	Minimum	Typical	Maximum	Notes
Output Voltage(Volt)	Vdc	2.5		6	
	mA		700		Adjustable current setting; please refer to the current setting table
Output Current Tolerance	%		±5		
Output Ripple Current	< 50% peak-to-peak of 700mA				$\leq 20\%$ pk-to-pk of the rated output current for all models with $V_{out\ max} \geq 32V$ $\leq 50\%$ pk-to-pk of the rated output current for all models with $V_{out\ max} \leq 30V$ At nominal LED voltage and nominal input voltage without dimming
Dimming Range	%	2%		100%	Please refer to Dimmer compatibility list
Star-up Time	ms		50		With nominal LED voltage and without dimmer attached
			100		With nominal LED voltage, with an recommended dimmer attached(see dimmer compatibility list) and at the full dimming conduction angle
Isolation	Meet UL1310/UL8750 for class 2 isolation power supply				
Operation Case Temperation	°C	-30		80	

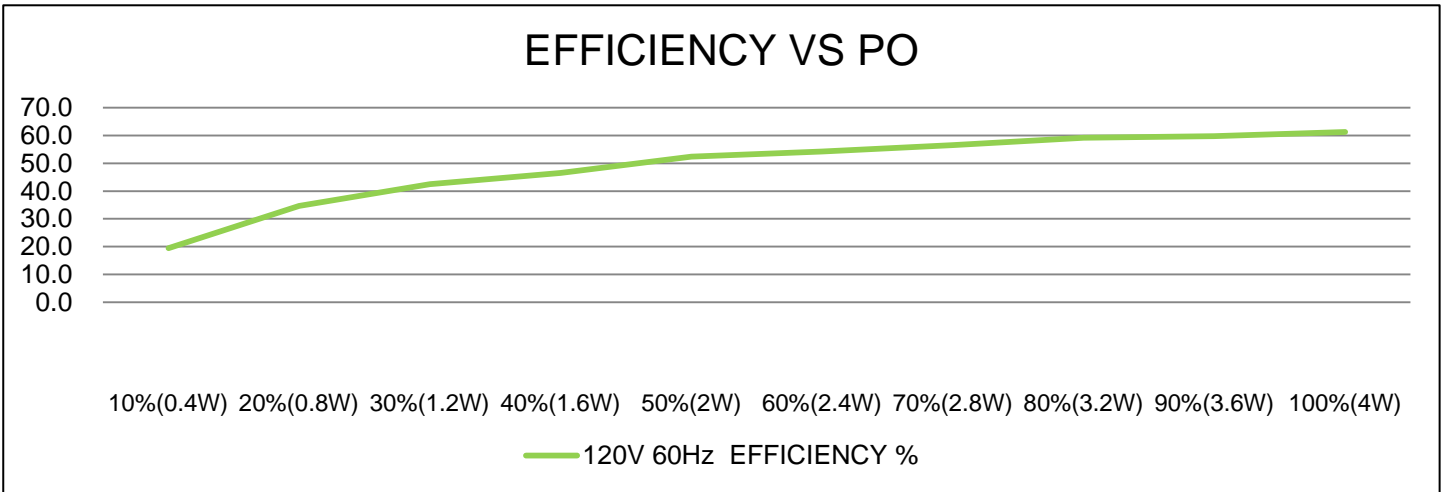
3. EMC / Protection / Compliance

Conducted and Radiated EMI		FCC CFR Title 47 Part 15 Class B and EN55022(CISPR 22) Class B compliant			
Immunity Compliance	ESD (Electrostatic Discharge)	IEC61000-4-2	6 kV contact discharge, 8 kV air discharge, level 3		
	Electrical Fast Transient	IEC61000-4-4	±2 kV on AC power port for 1 minute, ±1kV on signal/control lines		
	Surge	IEC61000-4-5	±1kV line to line/±2kV line to earth on AC power port, ±0.5kV for outdoor cables		
Transient Protection	Ring Wave		ANSI/IEEE c62.41-1-2002 & c62.41-2-2002 category A, 2.5kV ring wave		

THD of the driver VS Power Output (W)



Efficiency of the driver VS Power Output (W)



Power Factor VS Power Output (W):

